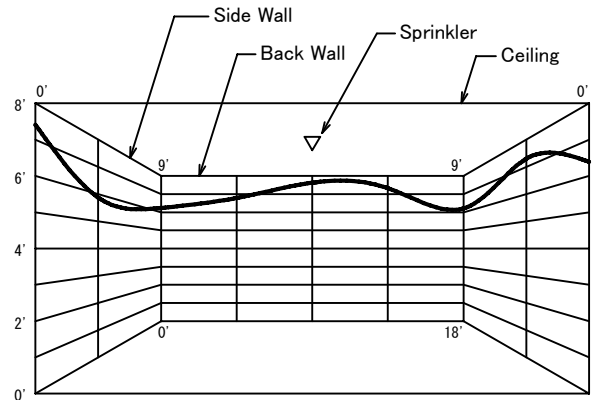
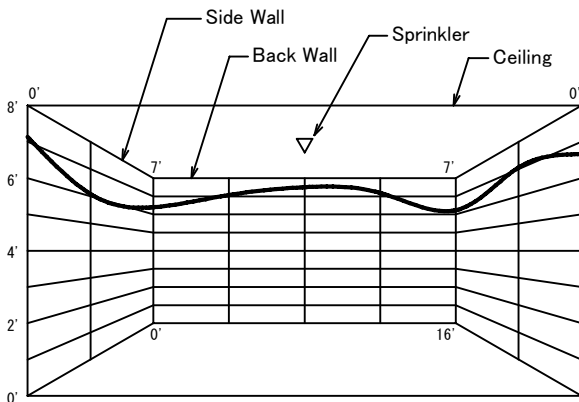


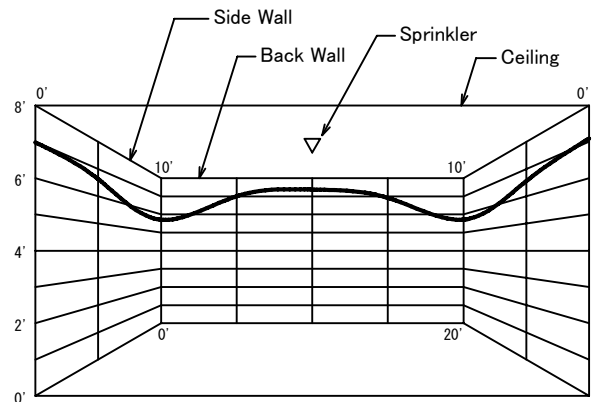
SS4421 ZN-RES 4.2K 13GPM-9.6psi  
14'x14' Room Size  
(Half Pattern)



SS4421 ZN-RES 4.2K 18GPM-18.4psi  
18'x18' Room Size  
(Half Pattern)



SS4421 ZN-RES 4.2K 14GPM-11.1psi  
16'x16' Room Size  
(Half Pattern)



SS4421 ZN-RES 4.2K 22GPM-27.4psi  
20'x20' Room Size  
(Half Pattern)

Drawing Name	Issued Date : 16/07/14	Drawing No.	Revision
Wall Wetting Patterns ZN-RES SS4421 K4.2	Projection Angle	E028830-Z	
	Scale : Free	<b>SENJU SPRINKLER CO.LTD.</b>	