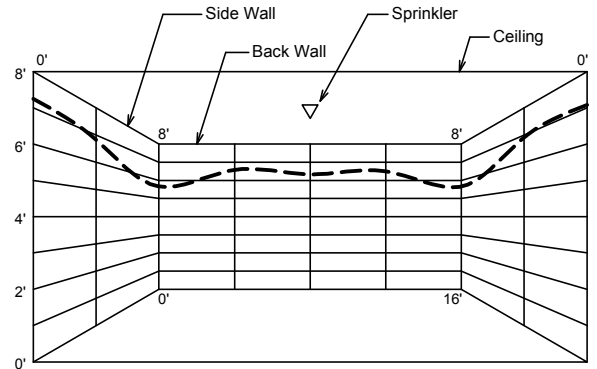
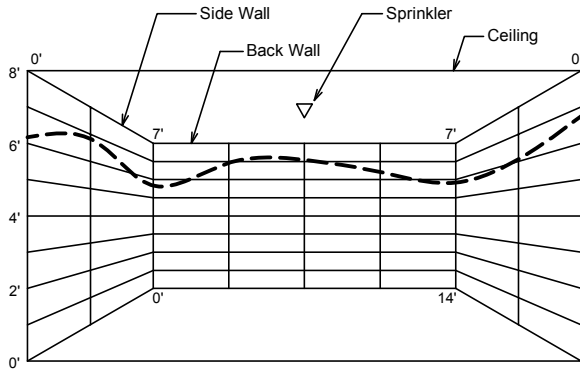


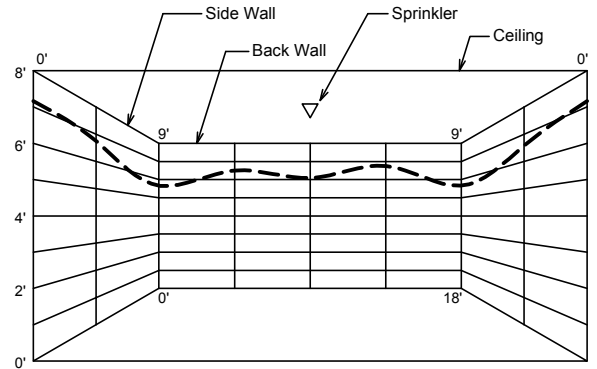
SS8421 CN-RES 4.9K 13GPM-7psi
12'x12' Room Size
(Half Pattern)



SS8421 CN-RES 4.9K 15GPM-9.4psi
16'x16' Room Size
(Half Pattern)



SS8421 CN-RES 4.9K 14GPM-8.2psi
14'x14' Room Size
(Half Pattern)



SS8421 CN-RES 4.9K 19GPM-15.0psi
18'x18' Room Size
(Half Pattern)

Drawing Name Wall Wetting Patterns CN-RES SS8421 K4.9	Issued Date : 15/09/22	Drawing No.	Revision
	Projection Angle —	E025410-Z	
	Scale : Free	SENJU SPRINKLER CO.,LTD.	